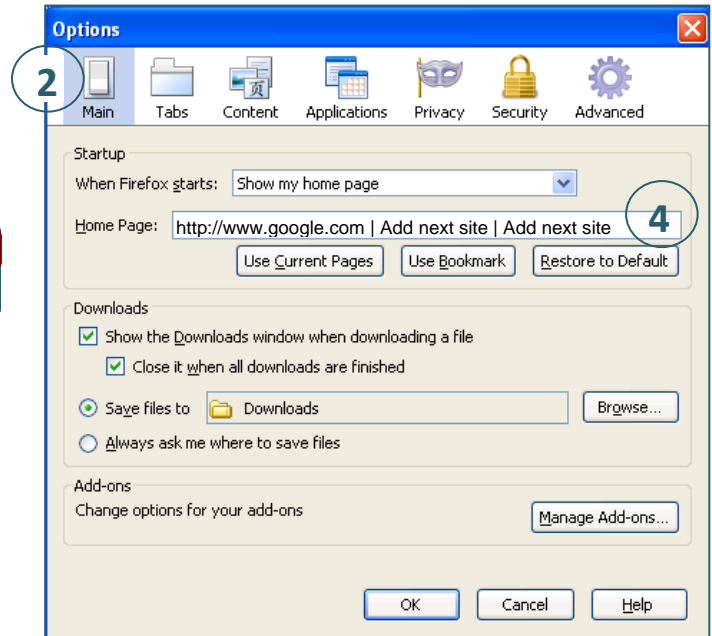


MULTIPLE HOME PAGES AT STARTUP – FIREFOX

Like most people, there may be several of your favorite sites that you open and/or visit every morning. (i.e., your favorite search engine, webmail, news site, etc.) With Firefox's tabbed interface, you are not limited to having only one home page open at the beginning of startup.

To create multiple home pages:

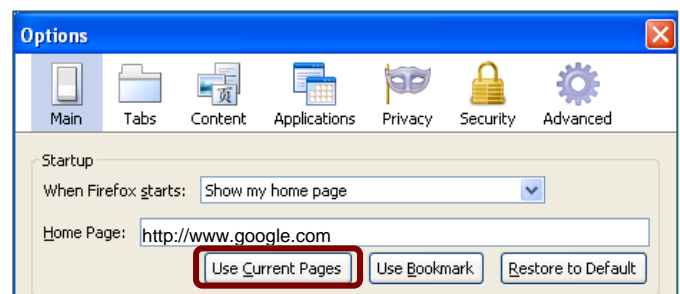
1. Click on **Tools | Options**.
2. Choose the **Main** tab.
3. Next to **Home Page** is a text field with the URL of your existing Home Page. (i.e., www.google.com)
4. Click in the text field at the end of the existing URL and insert a vertical bar (|) located on your keyboard above the Enter button. (**Shift+|**)
5. Type the next address.
6. You can add as many URLs as you want. Keep in mind that the first URL listed will be the first tab that will open upon startup.



Another way to create multiple home pages in Firefox:

While in Firefox, open all the pages you want to create as startup home pages. Each site must be opened in a new tab. To do this, open the first site, then select **File | New Tab** or **Ctrl+T**. Enter the URL for the site, then repeat this step until all sites are opened.

1. Click on **Tools | Options**.
2. Click on the **Use Current Pages** button. Firefox will automatically make all the currently opened tabs your new home page(s).

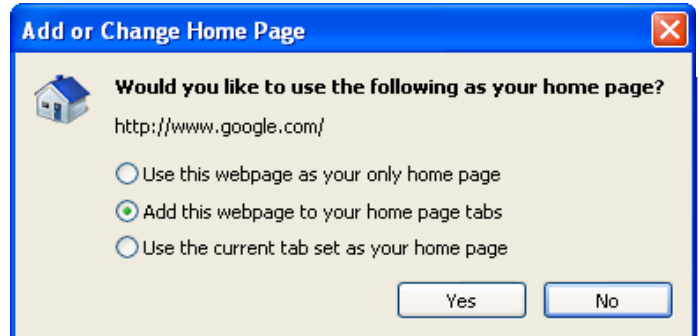


MULTIPLE HOME PAGES AT STARTUP – INTERNET EXPLORER 7

To add additional home pages at startup:

Navigate to the first site you want to add.

1. Click on the drop down arrow located next to the Home icon.
2. From the list of options, click: **Add this webpage to your home page tabs** button.
3. For additional sites, repeat steps one through three.



MULTIPLE HOME PAGES AT STARTUP – INTERNET EXPLORER 8

To add additional home pages at startup:

1. Click on **Tools | Internet Options** or **Alt+T**, then **O**.
2. Select the **General** tab.
3. Below **Home Page**, enter each home page URL you wish to access. Each URL must be added on separate lines by pressing **Enter** after each URL.

Add Multiple Home Pages – Open Only One Home Page by Default

1. Follow the steps above to create multiple home pages.
2. Click on **Tools | Internet Options** or **Alt+T**, then **O**.
3. Select the **General** tab.
4. Under **Tabs**, select the **Settings** button.
5. Check the **Open only the first home page when Internet Explorer starts** option.
6. Click **OK** to close the dialog boxes.